



# NACECARE™ SOLUTIONS

*Clarity in Cleaning*



MORE THAN JUST A SMILING FACE





## Vacuums.....4

PPR 240 Henry	8	LATITUDE 240 / 290	16
PPR 380 / PPR 390	9	WV 370	18
PSP 180 James	10	CV 570 / WV 800	19
PSP 240 / PSP 380	11	WV 900 / WV 902	20
RSV 130 / RSV 200	12	WV 1800 / WV 1802P	21
LATITUDE 130	14	PPR 320H / NVQ 900H	22

## Steamer/Sweeper/Pressure Washers.....24

JS 1600C	24	K 1122TST	25
C 800	25	K 1050 TS	25

## Scrubbers.....26

TTV 678	28	TT 1120	37
TGB 2120 / TGB 2128	30	TGB 817	38
TGB 2228	32	HGB 817 Henry Scrubber	39
TGB 1620 / TGB 1620T	34	TGB 516	40
TGB 1120	36	TT 516	41

## Nu-Assist.....42

## Gel Batteries.....44

## Floor Machines.....45

NA 17 / NA 20 / NA 20 DS	45	NA 2020	45
NA 1520 / 1520 DC	45		

## Hard Floor/Carpet Combination.....46

DP 420	48	NACECARE Turbo Mop	50
--------	----	--------------------	----

## Carpet Care.....52

GVE 370 (George)	53	TP 8X	58
AV 4X / TP 4X	53	TP 18SX	58
AV 18AX	54	Smart Kit	59
AV 18SX	55	Just for Carpet	59
AV 12QX	56	Just for Spots	59
AVB 9X	57	Just for Grease	59

# NACECARE VACUUMS

## Advancing Vacuum Technology

NaceCare has significantly improved the industries' leading **Canister and Backpack** vacuums:

- By recovering 20% more soil
- By doubling motor life - your machines will now last twice as long
- By reducing noise levels
- By saving 40% per year in energy costs



## Recovering 20% More Soil Means

- Cleaner buildings and higher cleaning standards
- Improved carpet appearance
- Better Indoor Air Quality (IAQ)
- Longer carpet life (asset preservation)



## Reducing Energy Consumption by 40% Means

- A more sustainable approach to cleaning
- Reduced energy costs without sacrificing cleanliness or carpet appearance
- CRI approved and LEED-EB compliant





## Reducing Noise Levels Means

- Better for the building occupants and less disruptive
- More areas can be daytime cleaned
- Canister vacuums are now 47 dB(A), battery vacuums are 45 db(A)
- Electric backpack vacuums are now 52 dB(A)



## Increasing Motor Life to 2000+ Hours Means

- Longer machine life and less down time
- Lower cost of operation
- Our motor life is almost 4 X longer than an upright (upright motors are typically 500-800 hours)
- Our motor life is 2 X longer than most canisters and backpacks (canister & backpack motors are typically 700-1000 hours)
- Our motor life is in excess of 2000 hours
- Our motor warranty is 5 years\*

*Behind every great vacuum....  
is a great motor!*



\*Please see the NaceCare warranty policy for full details

# NACECARE DRY VACUUMS

## PERFORMANCE YOU CAN TRUST

- ✓ Tough, professional-grade construction
- ✓ Powerful, long-life motors
- ✓ Huge range of accessories for every task
- ✓ Designed, engineered and made in the U.K
- ✓ Tried and trusted from Europe's No.1 cleaning equipment manufacturer



Healthcare



Hospitality



Education



Transportation



# PPR 240 HENRY

## Dry Canister Vacuums

Quite simply the world's most recognized canister vacuum and the industry leader for good reason!

### PPR 240 Henry and PPR 380 / 390 Key Features

- High performance 680 watt vacuum motor with 2,000+ hours of life - **over double the industry standard**
- Soil recovery is an industry leading 84% -prolonging your carpet's life
- Industry leading 5 year commercial motor warranty
- Noise levels of 47 dB(A) won't disrupt building occupants and are excellent for daytime cleaning
- 99.97% efficiency improves indoor air quality and reduces dust
- Consumes 43% less energy than competitors' 1200 watt units - **the most sustainable vacuums on the market**
- Equipped with a thermal overload for long-term motor protection and operator safety
- Rewind system conveniently stores the 33' power cord, preventing cord damage from improper wrapping
- Units feature a "quick change" cord system - simply unplug one and plug in another
- Stainless steel telescopic wand is standard and "Henry" features onboard tool storage
- The 380/390 have more capacity and are made from durable Structural Foam
- Meets or exceeds LEED-EBOM and CIMS-GB and are CRI approved



PPR 240 HENRY



Wand docking and onboard tool storage



Quick change cord

MODEL	PPR 240 Henry	PPR 380 / 390
Motor	680 W, 1 stage, 2,000+ hours	680 W, 1 stage, 2,000+ hours
Water Lift	100"	100"
Airflow	120 cfm	120 cfm
Capacity	2.5 gal.	4.5 gal. / 4 gal.
Filtration*	0.3 micron @ 99.97% efficiency	0.3 micron @ 99.97% efficiency
Soil Recovery	84%	84%
Weight	15 lb	18 lb / 19lb
Power Cord	33'	33'
Noise Level	47 dB(A)	47 dB(A)
Tank Construction	Polypropylene	Structural Foam
Working Capacity	6,000 sq. ft. / hr.	6,000 sq. ft. / hr.

\* Meets HEPA spec for non-hazardous recovery and exceeds LEED-EB spec



# PPR 380 / 390



PPR 380



Cord rewind is standard



PPR 390



2,000+ hour 680 watt vacuum motor



Microtex Combination filter provides 0.3 micron @ 99.97% efficiency

The telescopic handle allows for easy transport while the onboard storage for tools and cleaning supplies creates a compact mobile work station



NaceCare upright and canister vacuums meet the stringent certification requirements for the Carpet and Rug Institute (CRI).



QUIET Technology



TIME Saver



SOIL Removal



HEPA Filtration



ECO EnergySaver

# PSP 180 JAMES

## PSP 180 James Professional Cleaning AND Great Value

Compact and very lightweight making it ideal for spaces with low pile carpets and hard floors.

### Key Features

- High performance 680 watt vacuum motor with 2,000+ hours of life - **over double the industry standard**
- Soil recovery is an industry leading 84% -prolonging your carpet's life
- Industry leading 5 year commercial motor warranty
- Noise levels of 47 dB(A) won't disrupt building occupants and are excellent for daytime cleaning
- 98.6% efficiency improves indoor air quality and reduces dust
- Consumes 43% less energy than competitors' 1200 watt units - **the most sustainable vacuums on the market**
- At only 13 pounds, it is easy to transport
- Rubber coated wheels allow James to easily follow you around without the chance of scuffing or scratching floors
- Equipped with a combination Carpet/Floor tool that easily transitions between surfaces
- Units feature a "quick change" cord system - simply unplug one and plug in another
- Durable polyethylene tank
- 12" cleaning path
- Tritex filter and disposable HEPA cloth bags for better air flow and filtration



PSP 180



Power cord storage - no tangled mess



Convenient onboard storage

### MODEL

### PSP 180 James

Motor

680 W, 1 stage, 2,000+ hours

Weight

13 lb

Water Lift

100"

Power Cord

33'

Airflow

120 cfm

Noise Level

47 dB(A)

Capacity

2 gal.

Tank Construction

Poly/Structural Foam

Filtration\*

0.3 micron @ 98.6% efficiency

Working Capacity

6,000 sq. ft. / hr.

Soil Recovery

84%

# PSP 240 / 380

## Dry Canister Vacuums

Double the motor life, great filtration and “quick change” cords make the PSP series an outstanding value for commercial users.

### Key Features

- High performance 680 watt vacuum motor with 2,000+ hours of life - **over double the industry standard**
- Soil recovery is an industry leading 84% -prolonging your carpet's life
- Industry leading 5 year commercial motor warranty
- Noise levels of 47 dB(A) won't disrupt building occupants and are excellent for daytime cleaning
- 99.97% efficiency improves indoor air quality and reduces dust
- Consumes 43% less energy than competitors' 1200 watt units - **the most sustainable vacuums on the market**
- Equipped with a thermal overload for long-term motor protection and operator safety
- The “Plug Cable” system allows anyone to change the power cord quickly and easily, reducing downtime
- Units meet or exceed LEED-EBOM and CIMS-GB and are CRI approved



PSP 240



PSP 380

### MODEL

### PSP 240 / 380

Motor	680 W, 1 stage, 2,000+ hours	Weight	13 lb / 14 lb
Water Lift	100"	Power Cord	33'
Airflow	120 cfm	Noise Level	47 dB(A) / 52 dB(A)
Capacity	2.5 gal. / 4.5 gal.	Tank Construction	Poly/Structural Foam
Filtration*	0.3 micron @ 98.6% efficiency	Working Capacity	6,000 sq. ft. / hr.
Soil Recovery	84%		



NaceCare upright and canister vacuums meet the stringent certification requirements for the Carpet and Rug Institute (CRI).



QUIET Technology



TIME Saver



SOIL Removal



ECO EnergySaver

# RSV 130 / 200

## Backpack Vacuums Corded

With over 2,000 hours of motor life (double the industry standard) and a patented tank that never loses suction; these units are built to last.

### RSV 130 and RSV 200 Key Features

- At only 10.8 pounds, the RSV 130 is among the lightest full-size backpacks on the market
- Larger capacity RSV 200 weighs in at only 12 pounds
- Adjustable back support and waist and shoulder straps are designed to minimize operator fatigue
- Patented tank design ensures suction is never lost regardless of how full the bag is
- High performance 680 watt vacuum motor with 2,000 + hours of life - **over double the industry standard**
- Industry leading 5 year commercial motor warranty
- Consume 43% less energy than competitors' 1200 watt units - **the most sustainable vacuums on the market**
- Soil recovery is an industry leading 84%, prolonging your carpet's life and improving IAQ
- Noise levels of 52 dB(A) won't disrupt building occupants and are excellent for daytime cleaning
- Power switch is conveniently located on a short cord that stores on the belt
- Specially designed floor tools support "back and forth" or "side to side" cleaning
- 99.97% efficiency improves indoor air quality and reduces dust
- Hose swivel fittings ensure tangle-free operation
- Both units come with thermal protection for operator safety
- Units meet or exceed LEED-EBOM and CIMS-GB and are CRI approved



RSV 130



RSV 200

#### MODEL

#### RSV 130 / 200

Motor / Life	680 W, 1 stage, 2,000+ hours	Weight	10.8 lb / 12 lb
Water Lift	100"	Power Cord	42'
Airflow	120 cfm	Noise Level	52 dB(A)
Capacity	1.5 gal. / 2.5 gal.	Tank Construction	Polypropylene
Filtration*	0.3 micron @ 99.97% efficiency	Working Capacity	7,400 sq. ft. / hr.
Soil Recovery	84%		

\* Meets HEPA spec for non-hazardous recovery and exceeds LEED-EB spec



NaceCare upright and canister vacuums meet the stringent certification requirements for the Carpet and Rug Institute (CRI).



QUIET Technology



TIME Saver



SOIL Removal



HEPA Filtration

**ENHANCED** Harness 2019



7 position height adjustment for optimum comfort support and working position

Mesh backing keeps the user cool & comfortable

Thicker shoulder straps bring added comfort & support for increased productivity

Elasticated waist strap and wide cummerbund for perfect fit and greater support



Easy access power switch with belt storage pocket



Adjustable, comfortable shoulder straps



Adjustable wide velcro belt



Patented ribs prevent suction loss

# LATITUDE™ I 30

## Battery Powered LATITUDE™ Backpack Vacuums (Cordless) Now with 2 Speed Motor

Cordless operation improves productivity over 50% making it excellent for daytime cleaning and perfect for congested or occupied public areas.

### Key Features

- At only 15lb, it is compact, comfortable and the lightest unit on the market
- **75 minute run time** with consistent power throughout the entire discharge
- Noise level of only **45 dB(A)** is excellent for daytime cleaning or cleaning occupied areas
- Adjustable back support and waist and shoulder straps are designed to minimize operator fatigue
- Cordless operation eliminates accidents, such as tripping, commonly associated with power cords
- 1.5 gallon tank provides plenty of capacity
- Superior soil recovery prolongs your carpets' life
- Motor life in excess of 2,800 hours and backed by an industry leading 5 year commercial warranty
- 36 V lithium ion battery charges in only 2.5 hours and is interchangeable with all NaceCare commercial battery vacuums
- Patented tank designed to ensure suction is never lost regardless of how full the bag is
- Power switch and battery status gauge are conveniently located on a short cord that stores on the belt
- 99.97% efficiency improves indoor air quality and reduces dust
- Specially designed floor tools support "back and forth" or "side to side" cleaning
- Stainless steel telescopic wand is standard



RBV I30



Lithium ion batteries

### MODEL

### RBV I30

Motor / Life	250 W, 1 stage, 2,800+ hours
Run Time	75 min. low / 55 min. high
Charge Time	2.5 hours
Water Lift	55"
Airflow	50 cfm
Filtration*	99.97% efficiency @ 0.3 micron

Capacity	1.5 gal.
Weight	15 lb
Noise Level	45 dB(A)
Working Capacity	15,000 sq. ft. / hr.

\* Meets HEPA spec for non-hazardous recovery and exceeds LEED-EB spec



QUIET Technology



TIME Saver



SOIL Removal



HEPA Filtration



BATTERY Technology

**ENHANCED** Harness 2019

7 position height adjustment for optimum comfort support and working position

Mesh backing keeps the user cool & comfortable

Thicker shoulder straps bring added comfort & support for increased productivity

Elasticated waist strap and wide cummerbund for perfect fit and greater support



Battery indicator and power switch



# LATITUDE™ 240 / 290

## Battery Powered LATITUDE™ Canister Vacuums Now with 2 Speed Motor

Cordless operation improves productivity over 50%, making both units excellent for daytime cleaning and perfect for congested or occupied public areas.



NBV 240

### NBV 240 and NBV 290 Key Features

- Noise levels of only **45 dB(A)**, make the NBV 240 and 290 excellent for daytime cleaning and occupied areas
- Eliminates accidents, such as tripping, commonly associated with power cords
- Superior soil recovery prolongs carpet life
- Motor lasts in excess of 2,800 hours and is backed by an industry leading 5 year commercial warranty
- **75 minute run time** with consistent power throughout the entire discharge
- The 36 volt **lithium ion** battery charges in only 2.5 hours and is interchangeable with all NaceCare commercial battery vacuums
- Power switch and battery status gauge are conveniently located on the front of the machine for easy reach and visibility
- 99.97% efficiency improves indoor air quality and reduces dust
- Weighing only 15 pounds, the NBV 240 is compact and lightweight, with on-board tool storage
- The NBV 290 has a structural foam tank for durability and built-in cart for easy transport of other cleaning supplies or a second battery
- Specially designed floor tool supports “back and forth” or “side to side” cleaning
- Stainless steel telescopic wand is standard



NBV 290



Lithium ion batteries

#### MODEL

#### NBV 240/ 290

Motor	250 W, 1 stage, 2,800+ hours	Capacity	2.5 gal. / 3 gal.
Run Time	75 min. low / 55 min. high	Filtration*	99.97% efficiency @ 0.3 micron
Charge Time	2.5 hours	Weight	15 lb / 19.5 lb
Water Lift	55"	Noise Level	45 dB(A)
Airflow	50 cfm	Working Capacity	10,000 sq. ft. / hr.

\* Meets HEPA spec for non-hazardous recovery and exceeds LEED-EB spec



QUIET Technology



TIME Saver



SOIL Removal



HEPA Filtration



BATTERY Technology





*Convenient storage caddy*



*Swap batteries with a single touch*



*Power switch and battery indicator are located on the front of the unit*



# WV 370

## Wet/Dry Vacuums

Compact and easy to handle, all three units are constructed from Polyethylene (WV 370 & 800) or Structural Foam (CV 570) making them durable with nothing to rust.

### WV 370 / CV 570 / WV 800 Key Features

- WV 370 and WV 800 have separate wet and dry filters, while the Combivac 570 (CV 570) features dual filtration that can be used wet and dry concurrently without changing filters
- Easy dumping as the WV 370 and CV 570 are equipped with convenient carrying handles, while the larger WV 800 has a drain hose
- All three units offer 0.5 micron filtration on dry soil
- Units incorporate our ball float wet shutoff assembly - the ball rotates continually, staying clean and free from debris while preventing water from reaching the motor
- All three are equipped with a 1200 watt bypass motor, providing excellent wet or dry recovery
- Complete with two-year motor warranties
- All three are compact, maneuverable and easy to use - an excellent choice where a full-size wet vacuum isn't required



WV 370

#### MODEL

#### WV 370

Motor / Life

1,200 W, 1.6 Hp, 1,100 hours

Airflow

95 cfm

Water Lift

100"

Capacity

4 gal.

Standard Filtration

0.5 micron

Weight

19 lb

Power Cord

42'

Noise Level

61 dB(A)

Tank Construction

Polyethylene



QUIET Technology



TIME Saver




SOIL Removal

# CV 570 / WV 800



CV 570



Wet filter assembly ensures water never reaches the motor



WV 800



Easy empty drain hose

## MODEL

## CV 570/WV 800

Motor / Life

1,200 W, 1.6 Hp, 1,100 hours

Weight

34 lb / 30 lb

Airflow

95 cfm

Power Cord

42'

Water Lift

100"

Noise Level

64 dB(A)

Capacity

6 gal. / 11 gal.

Tank Construction

Structural Foam / Polyethylene

Standard Filtration

0.5 micron



QUIET Technology



TIME Saver



SOIL Removal

# WV 900 / 902

## Wet / Dry Vacuums WV 900 | WVD 902 Key Features

- Structural foam construction is rustproof, durable and backed by a 10 year warranty
- The WV 900 features one 1200 watt vacuum motor, while the WVD 902 has two 800 watt motors for when more power is needed
- Both units feature a dump hose along with a unique tip and pour system for emptying the tank when a floor drain isn't available
- The wet shutoff assembly features a continuously rotating ball, staying clean and free from debris while protecting the motor
- Prolong motor life by adding a 13" floor pad to the top of the wet float creating a barrier that prevents foam or stripper from reaching the motor
- For wide-area cleaning and improved productivity (up to 10,000 sq. ft/hr), a 29" front-mounted squeegee can be fitted



WV 900 / WVD 902



*A vapor barrier can be added to eliminate moisture completely*



*The unique tip and pour system allows the tank to be emptied even in the absence of a floor drain*



WV 900 / WVD 902

*Shown with optional 29" front mount squeegee*

### MODEL

### WV 900 / WVD 902

Motor / Life	1,200 W, 1.6 Hp / 2-800W, 1 Hp, 1,100 hours
Water Lift	100" / 90"
Airflow	95 cfm / 160 cfm
Capacity	12 gal.

Power Cord	42'
Weight	44 lb / 49 lb
Noise Level	64 dB(A) / 67 dB(A)
Tank Construction	Structural Foam



QUIET Technology



TIME Saver



SOIL Removal

## WV 1800 / I802P

### WV 1800 Wet Vacuums (DH models) and Continuous Pumper Vacuums (P models)

- The DH models have a large diameter dump hose for fast draining, while the P models incorporate a sump pump enabling continuous pumping of fluid without interrupting the vacuuming process
- The WV 1800 series features one 1200 watt vacuum motor while the WVD series feature two 800 watt motors for when more power is needed
- Manufactured from structural foam backed by 10-year warranties
- The wet shutoff assembly features a ball that rotates continually, staying clean and free from debris while protecting the motor
- Prolong motor life by adding a 13" floor pad to the top of the wet float creating a barrier that prevents foam or stripper from reaching the motor



Continuous pumper unit



I800 SERIES



QUIET Technology



TIME Saver

### WV 1800P / WVD 1802P Continuous Pumper Key Features

- Continuously recovers and pumps liquid at a rate of 60 gallons per minute on a flat surface
- Able to pump liquid at a rate of 7 gallons per minute up 22 feet in the air
- Ideal for floods, water pipe ruptures, drain back-ups, and industrial spills
- Submersible pump is made of durable, stainless steel for heat and chemical resistance
- Stainless steel shaft and triple seal system with thermal protection to prevent overheating

MODEL	WV 1800DH	WVD 1802DH	WV 1800P	WVD 1802P
Motor	1,200 W, 1.6 Hp	2-800 W, 1 Hp	1,200 W, 1.6 Hp	2-800 W, 1 Hp
Motor Life	1,100 hours	1,100 hours	1,100 hours	1,100 hours
Water Lift	100"	90"	100"	90"
Airflow	95 cfm	160 cfm	95 cfm	160 cfm
Capacity - Wet	20 gal.	20 gal.	20 gal.	20 gal.
Power Cord	42'	42'	42'	42'
Weight	81 lb	86 lb	85 lb	90 lb
Tank Construction	Structural Foam	Structural Foam	Structural Foam	Structural Foam
Head	Structural Foam	Structural Foam	Structural Foam	Structural Foam
Pump Power			500W	500W
Output			60 gpm	60 gpm
Type			Centrifugal	Centrifugal

# PPR 320H / NVQ 900H

## HEPA Vacuums Critical Filtration

The NaceCare Series of Critical Filtration (HEPA) vacuums are European certified guaranteeing minimum filtration levels of 99.97% @ 0.3 microns.

The PPR 320H offers a quick-change cord that doesn't require tools while the cord rewind system protects it. An outstanding choice for health-care facilities; including hospitals, long-term care facilities and nursing homes. It has all the filtration capabilities of the NVQ 900 H in a quiet, compact unit and at a fraction of the cost.

## PPR 320H and NVQ 900H Key Features

- Serialized HEPA filter provides a minimum 99.97% filtration @ 0.3 microns
- Every machine is sodium flame tested after assembly to ensure it meets or exceeds the European #3928 hazardous vacuum standard
- PPR 320H has a high performance 680 watt vacuum motor with 2,000+ hours of life - **over double the industry standard**
- Industry leading 5 year commercial motor warranty
- The structural foam NVQ 900H is extremely impact-resistant featuring a 10-year tank warranty
- Under the EPA's Lead Safe Certified Contractor program, HEPA vacuums are a requirement for many industries today including contractors performing renovation, repair and painting projects in homes, child care facilities, and schools built before 1978
- Our HEPA vacuums meet or exceed the EPA's requirements for such work along with other hazardous substance removal such as asbestos
- Noise levels of 47 and 64 dB(A) won't disrupt building occupants and are excellent for daytime cleaning
- For operator safety both units are fitted with thermal protection
- Both meet or exceed LEED-EBOM and CIMS-GB and are CRI approved



PPR 320H



NVQ 900H

### MODEL

### PPR 320H / NVQ 900H

#### Motor / Life

680 W, 1 stage, 2,000+ hours  
1,200 W, 1,6 Hp, 2 stage, 1,100 hours

#### Water Lift

100"

#### Airflow

120 / 114 cfm

#### Capacity

2.5 gal. / 12 gal.

#### Filtration

0.3 micron @ 99.97% efficiency

#### Hazardous Dust Certified

#### Weight

16 lb / 44 lb

#### Power Cord

33' / 42'

#### Noise Level

47 dB(A) / 64 dB(A)

#### Tank Construction

Polyethylene



NaceCare upright and canister vacuums meet the stringent certification requirements for the Carpet and Rug Institute (CRI).



QUIET Technology



TIME Saver



SOIL Removal



HEPA Filtration



ECO EnergySaver

# FILTRATION / PERFORMANCE

		NIBV240 / 290	RBV130	PSP200	PSP380	NVH380	PPR240	PPR380	PPR390	RSV130	RSV200	PPR 320H	NVQ900H
<b>LEED-EB compliant</b>	98.6% efficient at 0.5 microns with a noise level of less than 70 dB(A)	●	●	●	●	●	●	●	●	●	●	●	●
<b>HEPA for non-hazardous</b>	Safe for non-hazardous material pick-up. Improves IAQ by filtering 99.97% of particulates at 0.3 microns	●	●				●	●	●	●	●		
<b>Certified HEPA filtration for hazardous use</b>	<ul style="list-style-type: none"> <li>Every unit is tested and certified</li> <li>Sealed filter chamber</li> <li>Meets European standard 3928 for hazardous material recovery</li> </ul>										●	●	
<b>Uses recyclable or re-usable packaging</b>	All packaging can be recycled or re-used	●	●	●	●	●	●	●	●	●	●	●	●
<b>Reduced power consumption</b>	Uses 40% less power			●	●	●	●	●	●	●	●	●	●
<b>CRI Approved</b>	This program tests for proper soil removal, filtration and carpet texture retention			●	●	●	●	●	●	●	●	●	●
<b>Motor Life</b>	2,000+ hours	●	●	●	●	●	●	●	●	●	●	●	●
<b>Soil Recovery</b>	84%			●	●	●	●	●	●	●	●	●	●

# WARRANTY\*

We give you piece of mind by offering industry leading warranty coverage on all of our products. If a breakdown occurs due to manufacturer's defect, simply take the product to your authorized dealer for repair and we take care of the rest.

CANISTER		BACKPACK		BATTERY		WET / DRY	
Tank:	10 Years	Tank:	10 Years	Tank:	10 Years	Tank:	10 Years
Motor:	5 Years	Motor:	5 Years	Motor:	5 Years	Motor:	2 Years
Parts:	2 Years	Parts:	2 Years	Parts:	2 Years	Parts:	2 Years
Labor:	2 Years	Labor:	2 Years	Labor:	2 Years	Labor:	2 Years

\* Please see the NaceCare Solutions full warranty document for complete details and exclusions

# JS 1600C

## Commercial Power Steamer

The power of steam attacks grease, grime, hard water deposits and mold. It leaves surfaces clean and sanitized without the use of chemicals. Operator safety is assured by the 12V waterproof switches and controls, a pressure switch, a high-limit thermal shutoff and an LED display informing the operator when the water level is low. The Energy saving safety system also automatically shuts off the machine if it's idle for 60 minutes.

### Key Features

- The tank can be filled while the unit is running, allowing for continuous use
- Excellent on grouted floors, showers, kitchens and any area where detail cleaning is a challenge
- Very effective in all food preparation and processing areas, including stainless steel range hoods in kitchens
- Ideal for hotel rooms - spot draperies, bedspreads and carpets, and even kill bed bugs and their eggs on mattresses
- Clean floors with the optional "steam mop" and 33' hose
- The continuous flow system provides the necessary steam to remove dirt and built-up soil while leaving your floors and surfaces virtually dry



Jet Steam 1600C



Shown with optional cart



Optional steam mop



TIME Saver



SOIL Removal



KILLS Bed Bug

### MODEL

### JET STEAM 1600C

Boiler Size

0.3 gal.

Boiler Capacity

1 gal.

Water Reservoir

1 gal.

Heating Power

1,500 W

Steam Pressure

115 psi

Steam Temperature

338° F

Power Cord

8'

Weight

12 lb

Total Power

1,500 W, 120 V



## SWEEPER / WASHERS



C 800

### C 800 Push Sweeper

Dual counter-rotating brushes for maximum pick-up and performance. Sweeping areas remain virtually dust-free; even problematic edges and corners.

#### Features

- Comfortable, height-adjustable handle
- Twin side brooms allow for effective curb pick-up in both directions
- The side brooms can be set in storage position if not required leaving only the main brooms active
- Twin counter-rotating main brushes provide excellent soil recovery indoors or out
- Combined hard/soft stellar-shaped bristles
- Large wheels fitted with natural rubber tires for optimum transmission of force
- Easily removable waste bin
- Fold down handle provides easy & compact storage



K1122 TST



K1050 TS

### K1122 TST / K1050 TS

- Pressure washers designed for commercial (K1050 TS) or industrial use (K1122 TST)
- Both models have pumps manufactured from forged brass with hardened stainless steel pistons
- The Total Stop/Start feature stops the pump from running when the units are not in use (spraying) and automatically starts the pump with a pull of the trigger
- The Vario Nozzle adjusts the spray from a fan to a pencil jet for a wide variety of cleaning needs
- The Dirt Killer Nozzle rotates a pencil jet spray on an axis creating a radius with tremendous cleaning ability
- Quick Release stainless steel fittings ensure secure connections between the gun and the lance and unit has onboard storage for both
- A 50' hose and increased gallons per minute, make the K1122 TST perfect for industrial applications

MODEL	C 800
Working width (with 2 side brushes)	32"
Capacity	8 gal.
Weight	41 lb

MODEL	K1122TST / K1050 TS
Pump	Brass, Triplex Piston
Pressure	1,400 psi / 1,800 psi
Motor	1.5 Hp, 12 Amps
Volume	2.1 gpm / 1.8 gpm
Max. Temperature	140° F
Power Cord	23'
Weight	70 lb / 45 lb
Pressure Hose	50' / 25'
Includes	Gun w/ Lance, Vario Nozzle, Dirt Killer Nozzle

# FLOOR CARE

## PERFORMANCE YOU CAN TRUST



Numatic

- ✓ Increase productivity with the Nu-Assist Training App
- ✓ Performance you can trust from reliable, intuitive floorcare solutions
- ✓ Engineered by our dedicated team of expert, floorcare technicians
- ✓ Extensive range of brushes and accessories for professional results, every time
- ✓ Simple to maintain and service for years of professional, trouble-free cleaning



Education



Industrial



Retail



Transportation



# TTV 678

## Vario Automatic Scrubbers TTV 678 Ride-on Scrubber

With three adjustable scrubbing widths (26", 30" and 34") and onboard storage for two squeegees (30" and 40"), simply pull a pin and the brush deck automatically adjusts in or out to the right width for the job.

### Key Features

- Fits through almost any door to handle jobs large or small
- Three sizes in one machine
- Fully adjustable flow rate from 0.25 gpm to 1 gpm
- 4 hours of run time powered by 6 maintenance-free gel batteries
- Easy change patented pop-on/pop-off brushes and pad drivers
- LED control panel provides continuous chemical, water flow, brush pressure and battery status
- Adjustable brush pressure and speed
- Prolonged battery life with low-voltage shutoff
- Proper chemical use with onboard dispensing system, allowing for 32:1, 64:1, 96:1 and 128:1 dilutions
- Tear-away squeegee with quick-release blades for easy cleaning
- Optional off aisle kit that can be stored on the machine




TTV 678

### Gel Batteries:

- Safest, most dependable batteries on the market
- Longest-life batteries on the market
- Emit 1/40 of the hydrogen gas of wet lead acid batteries
- Spill-proof and can be charged anywhere

MODEL	TTV 678		
Cleaning Path	26", 30", 34"	Maximum Gradient	11°
Pad or Brush Size	3" x 12"	Working Speed	0.3–4.3 mph
Solution/Recovery Tank	32 gal.	Vacuum Motor Power	24 V, 400 W
Chemical Capacity	1 gal.	Noise Level dB(A)	69 dB(A)
Chemical Mixture Rates	32:1, 64:1, 96:1, 128:1	Working Capacity (sq. ft./hr.)	40,200 - 52,500
Water Flow Rate	0.25, 0.5, 0.8, 1.0 gpm	Run Time	4 hours
Brush Pressure	160 lb max	Batteries (Gel)	6 x 12V, 100 Ahr.
Brush Speed	125–200 rpm	Weight (Including Batteries)	1,100 lb
Brush Motor	3 x 24 V, 400 W	Dimensions (LxWxH)	66" x 26" x 56"
Traction Motor	600 W		

## One Size Fits All



*6 x 100 ah gel standard batteries provide a run time of 4 hours*



### PRODUCTIVITY CHART / IN SQ. FT./HR.

TTV 678	26"	30"	34"
Working Capacity (sq. ft./hr.)	40,200	46,000	52,500

# TGB 2120 & TGB 2128

## Compact and effective

The TGB 2120 and 2128 provide the maneuverability of a walk-behind with the productivity of a ride-on.

### Features

- 21 gallon tanks mean fewer refills & higher productivity compared to similar models
- 2.5 hours of run-time with the TGB 2120 & 3.5 hours for the TGB 2128 on a single charge
- Cleans up to 30,000 / 43,300 sq. ft./hr.
- Compact design allows it to be stored in the same closet as a walk-behind
- Quiet at only 65 dB(A)
- 20" and 28" cleaning paths with 52 and 70 lb of pad pressure
- Stainless steel chassis
- Rear wheel drive system for ramp climbing ability up to 11 percent
- Will accept optional off aisle kit
- Both units feature automatic pad loading system



TGB 2120

### Gel Batteries:

- Safest, most dependable batteries on the market
- Longest-life batteries on the market
- Emit 1/40 of the hydrogen gas of wet lead acid batteries
- Spill-proof and can be charged anywhere

MODEL	TGB 2120 / TGB 2128		
Cleaning Path	20" / 28"	Working Speed	0.3–3.7 mph
Pad or Brush Size	20" / 2 x 14"	Vacuum Motor Power	24 V, 400 W
Solution/Recovery Tank	21 gal.	Noise Level	65 dB(A)
Brush Pressure	52 lb / 70 lb max	Working Capacity (sq. ft./hr.)	30,000 / 43,300
Brush Motor	1 x 24 V, 600W	Run Time	2.5 hours / 3.5 hours
Brush Speed	150 rpm	Batteries (Gel)	2 x 12 V 100 Ahr, 2 x 12 V 120 Ahr.
Traction Motor	400 W	Weight (With Batteries)	441 lb / 484 lb
Maximum Gradient	11% (6 Degrees)	Dimensions (LxWxH)	57" x 22" x 47" / 57" x 30" x 47"



TGB 2128



*Gel batteries are standard*



*Stainless steel chassis*



*Intuitive control panel*



*The TGB 2128 has dual brushes*



**QUIET** Technology



**TIME** Saver



**BATTERY** Technology

# TGB 2228

## TGB 2228 Traction Drive Scrubbers

The TGB 2228 provides a 28" cleaning path for increased productivity.

### Key Features

- 22 gallon tank provide the capacity for large jobs & the adjustable brush pressure provides the muscle for the toughest jobs
- Traction drive motor reaches speeds up to 4.3 mph for increased productivity
- Over 3.5 hours of run time powered by maintenance-free gel batteries
- Prolonged battery life with low-voltage shutoff
- Fully adjustable flow rate ensures the correct amount of water is used
- The control panel continuously provides the operator with the hours used meter and battery status
- Tear-away squeegees with quick-release Serilor blades for easy cleaning
- Will accept optional off aisle kit

### Gel Batteries:

- Safest, most dependable batteries on the market
- Longest-life batteries on the market
- Emit 1/40 of the hydrogen gas of wet lead acid batteries
- Spill-proof and can be charged anywhere



TGB 2228

MODEL	TGB 2228		
Cleaning Path	28"	Working Speed	0.3–4.3 mph
Pad or Brush Size	2 x 14"	Vacuum Motor Power	24 V, 600 W
Solution/Recovery Tank	22.5 gal	Noise Level dB(A)	68 dB(A)
Brush Pressure	110 lb max	Working Capacity (sq. ft./hr.)	31,000
Brush Speed	150 rpm	Run Time	3.5 hours
Brush Motor	1 x 24 V, 600 W	Batteries (Gel)	4 x 100 Ahr.
Traction Motor	600 W	Weight (including batteries)	580 lb
Maximum Gradient	11°	Dimensions (LxWxH)	56" x 24" x 45"



*Easy to use control panel makes for simple operation of the machine*



*Easy access to battery compartment*



*The TGB 2228 has dual 14" brushes*



# TGB I620 & TGB I620T

## Twintec Battery Scrubbers TGB 1620 Pad Assist and 1620T Traction Drive Scrubbers

The TGB 1620 and 1620T (traction drive) are large-capacity 20" scrubbers built for the most demanding user.

### Key Features

- 16 gallon solution and recovery tank
- 250 watt traction drive motor moves the 1620T at speeds up to 4.3 mph
- Fully adjustable flow rate
- Over 3.5 hours of run time powered by 2 maintenance-free gel batteries
- Prolonged battery life with low-voltage shutoff
- Hour meter and battery level indicator
- Tear-away squeegee with quick-release blades for easy cleaning
- Convenient, anywhere charging with the onboard charger

### Gel Batteries:

- Safest, most dependable batteries on the market
- Longest-life batteries on the market
- Emit 1/40 of the hydrogen gas of wet lead acid batteries
- Spill-proof and can be charged anywhere



TGB I620

#### MODEL

#### TGB I620/I620T

Cleaning Path	20"	Working Speed (T)	0.3–4.3 mph
Pad or Brush Size	20"	Vacuum Motor Power	24 V, 400 W
Solution/Recovery Tank	16 gal.	Noise Level dB(A)	65 dB(A)
Water Flow Rates	.25–1 gpm	Working Capacity (sq. ft./hr.)	22,000
Brush Pressure	90 lb max	Run Time	3–3.5 hours
Brush Speed	150 rpm	Batteries (Gel)	2 x 100 Ahr.
Brush Motor	24 V, 400 W	Weight (Including Batteries)	393 lb / 424 lb
Traction Motor (T)	24 V, 250 W	Dimensions (LxWxH)	57" x 22" x 43"
Max Gradient (T)	11°		



*Quick-fill hose allows you to fill the unit from a tap instead of using buckets*



*TGB 1620T control panel provides an hour meter, emergency stop and monitors the battery status*



*Easy to view solution level*



*Squeegee blades can be changed without tools simply by pulling out the pins*

**TGB 1620T**

# TGB 1120

## Twintec Battery Scrubbers TGB 1120 Pad Assist Walk Behind Scrubber

With 11 gallon solution and recovery tanks, the TGB 1120 is compact, easy to transport and so easy to use anyone can operate it. It has a cleaning capacity up to 22,000 sq.ft./hr.

### Key Features

- 11 gallon solution and recovery tank
- 3-3.5 hours run time, with an onboard charger and is powered by 2 maintenance-free gel batteries
- Features a patented flip-up head making pad or brush changes a breeze
- Fully adjustable flow rate
- Adjustable handle provides proper ergonomics for any operator
- Prolonged battery life with low-voltage shutoff
- Hour meter and battery level indicator
- Tear-away squeegee with quick-release blades for easy cleaning



### Gel Batteries:

- Safest, most dependable batteries on the market
- Longest-life batteries on the market
- Emit 1/40 of the hydrogen gas of wet lead acid batteries
- Spill-proof and can be charged anywhere



*Maintenance-free, gel batteries are standard*



*Onboard battery charger*

#### MODEL

#### TGB 1120

Cleaning Path	20"	Noise Level dB(A)	67 dB(A)
Pad or Brush Size	20"	Working Capacity (sq. ft./hr.)	22,000
Solution/Recovery Tank	11 gal.	Run Time	3–3.5 hours
Brush Pressure	75 lb	Batteries	2 x 12 V, 100 Ahr. (Gel)
Brush Speed	150 rpm	Weight (With Batteries)	282 lb
Brush Motor	24 V, 300 W	Dimensions (LxWxH)	37" x 22" x 43"
Vacuum Motor Power	24 V, 400 W		

# TT 1120



Control panel provides an hour meter and monitors the battery status



TT 1120

## Twintec Electric Pad Assist Walk Behind Scrubbers

Compact, easy to use and breaks into component pieces for easy transport between locations. Truly an economical and cost-effective replacement for the bucket and mop!

### Key Features

- Sufficient pad pressure for both scrubbing and stripping
- Excellent water recovery provided by the semi-parabolic squeegee that pivots on turns & is removable for cleaning
- Patented flip-up head makes changing brushes or pads a breeze
- Easy manual transport up and down stairs or between jobs as the unit can be disassembled into sections
- Fully adjustable handle ensures operator comfort and ergonomics
- Brush deck is durable and carries a 10 year warranty
- 65' power cord for increased productivity & ease of use



Patented flip-up head for easy pad changes

### MODEL

### TT 1120

Cleaning Path	20"
Pad or Brush Size	20"
Solution/Recovery Tank	11 gal.
Brush Pressure	105 lb
Brush Speed	180 rpm
Brush Motor	1,000 W
Vacuum Motor Power	1,200 W

Noise Level dB(A)	67 dB(A)
Power Cord	65'
Working Capacity (sq. ft./hr.)	22,000
Weight	238 lb
Dimensions (LxWxH)	37" x 22" x 43"

# TGB 817

## Twintec Battery Scrubbers TGB 817 Pad Assist Walk Behind Scrubber

With 8 gallon solution and recovery tanks, the TGB 817 is extremely compact, simple to use and easy to transport.

### Key Features

- Fully adjustable handle provides proper ergonomics for any operator
- Semi-parabolic tear-away squeegee pivots from side to side providing excellent water recovery on turns
- The onboard charger allows it to be charged anywhere
- 2 x 70 Ahr. gel batteries provide 2-2.5 hours of run time
- Low-voltage shutoff prolongs battery life
- Patented flip-up head makes pad or brush changing a breeze
- Structural foam brush deck and frame carry a 10 year warranty
- Hour meter and battery level indicator
- Quick-release Serilor squeegee blades for easy cleaning

### Gel Batteries:

- Safest, most dependable batteries on the market
- Longest-life batteries on the market
- Emit 1/40 of the hydrogen gas of wet lead acid batteries
- Spill-proof and can be charged anywhere



TGB 817

MODEL	TGB 817		
Cleaning Path	17"	Noise Level dB(A)	67 dB(A)
Pad or Brush Size	17"	Working Capacity (sq. ft./hr.)	18,700
Solution/Recovery Tank	8 gal.	Run Time	2-2.5 hours
Brush Pressure	64 lb	Batteries (Gel)	2 x 12 vV 70 Ahr.
Brush Speed	150 rpm	Weight (With Batteries)	198 lb
Brush Motor	24V, 400 W	Dimensions (LxWxH)	35" x 19" x 43"
Vacuum Motor Power	24V, 400 W		

# HGB 817 Henry Scrubber

## Twintec Battery Scrubbers HGB 817 Pad Assist Walk Behind Scrubber



HGB 817

### Key Features

- Compact & easy to transport
- Safe, dependable, gel batteries
- Fully adjustable handle for operator comfort
- Run time of 2-2.5 hr.
- 8 gallon tank
- 17" scrub width
- Easy to use controls
- Flip-up head makes pad or brush changing a breeze
- Perfect for schools, hospitals and daytime cleaning

Serious Cleaning ... with a smile

MODEL	HGB 817		
Cleaning Path	17"	Noise Level dB(A)	67 dB(A)
Pad or Brush Size	17"	Working Capacity (sq. ft./hr.)	18,700
Solution/Recovery Tank	8 gal.	Run Time	2-2.5 hours
Brush Pressure	64 lb	Batteries (Gel)	2 x 12 V 70 Ahr.
Brush Speed	150 rpm	Weight (With Batteries)	198 lb
Brush Motor	24V, 400 W	Dimensions (LxWxH)	35" x 19" x 43"
Vacuum Motor Power	24V, 400 W		

# TGB 516 / TT516

## Twintec Battery Compact Scrubbers TGB 516 Pad Assist Scrubber

With 45–60 minutes of run time, an interchangeable battery pack and 5 gallon solution capacity; the TGB 516 is the professional choice in compact auto-scrubbers. Perfect for all those tight areas that other auto-scrubbers can't clean. A complete rethinking & replacement for the old mop and bucket system.

### Key Features

- Powered by an environmentally preferred gel battery that charges in < 5 hours
- Excellent water recovery with pivoting squeegee & 300 watt/0.4 hp vacuum motor
- Easy draining from the recovery tank- no need for lifting
- Fits into the trunk of a car
- The total machine weight to lift is only 85 lb
- Control panel with hour meter and battery status in one convenient place

### Gel Batteries:

- Safest, most dependable batteries on the market
- Longest-life batteries on the market
- Emit 1/40 of the hydrogen gas of wet lead acid batteries
- Spill-proof and can be charged anywhere



*Environmentally preferred gel battery (30 lb) easily removed for transport*



*Easy to use control panel makes for simple operation of the machine*



**TGB 516**

*Forward tilting handle for easy storage*



#### MODEL

#### TGB 516 / TT 516

Cleaning Path	16"	Noise Level dB(A)	67 dB(A)
Pad or Brush Size	14" / 16"	Working Capacity (sq. ft./hr.)	17,600
Solution/Recovery Tank	5 gal.	Run Time	45–60 min. / NA
Brush Pressure	55 lb	Batteries (Gel)	1 x 24 V, 18 Ahr.
Brush Speed	200 rpm / 150 rpm	Power Cord	65 ft.
Brush Motor	400 W	Weight (*With Batteries)	*115 lb/ 85 lb
Vacuum Motor Power	300 W / 400 W	Dimensions (LxWxH)	18" x 18" x 33.5"





## Twintec Electric Pad Assist Walk Behind Scrubbers

The TT 516 is the professional choice in compact auto-scrubbers. Perfect for all those tight areas that other auto-scrubbers can't clean. A complete rethinking & replacement for the old mop and bucket system.



*Pad / brush changes are made easy with the tip back design*

## Key Features

- Easy draining from the recovery tank- no need for lifting
- The brush motor provides 55 lb of pressure at 150 rpm for excellent cleaning performance
- Excellent water recovery with pivoting squeegee & powerful vacuum motor
- Fully adjustable handle ensures operator comfort
- Simple control panel for easy operation
- 65' power cord for increased productivity & ease of use

# Numatic Nu-Assist

INCREASE CLEANING PRODUCTIVITY

Download the App



Providing training is not always straightforward and can be time-consuming, complex and costly.

The Nu-Assist App offers the benefit of online training, through a simple, versatile, and user-friendly solution, resulting in increased cleaning performance and productivity.



Nu-Assist delivers multilingual training, troubleshooting and maintenance content, from one convenient App.

Visit: [www.nacecare.com/nu-assist](http://www.nacecare.com/nu-assist)



Quick Start Videos



Troubleshooting and Maintenance Videos

### How it works

1. Scan the QR code on the machine
2. Open in App or Mobile Browser
3. View Quick Start Videos
4. Carry out Maintenance Checklist
5. Complete Operator Training

Auto Product Finder loads relevant training content



# GEL BATTERIES

## Gel Batteries

NaceCare uses 100% gelled electrolyte batteries in all our scrubbers; they're totally maintenance-free with no terminal corrosion ever. There is no risk of acid spilling due to improper maintenance or handling and no emergency spill kit is needed. With the self-diagnostic onboard charging system, they can be charged anywhere and are completely explosion-proof, making them the safest battery available anywhere.

## Key Features

- Both economically and environmentally safer to use
- Completely spillproof with no emergency spill kit or safety goggles required
- Acid will not leak if they are damaged since the internal liquid is a thixotropic paste (solid gel) when charging
- Considered nonhazardous materials to transport and are completely explosion-proof
- Guaranteed longer life than wet batteries and easier to dispose of
- Can be charged without special ventilation because they give off 1/40 the hydrogen of wet batteries when charging
- Maintenance-free with no terminal corrosion ever

## GEL BATTERIES VS. AGM AND FLOODED BATTERIES

### GEL

#### Advantages

- Air transportable
- 1/40 of the off gassing of a wet battery when charging
- Low self-discharge
- No corrosion on terminals
- Can be charged anywhere
- Longer life than AGM and flooded lead acid batteries
- Spillproof

#### Disadvantages

- Higher price

### AGM

#### Advantages

- Maintenance free
- Lower initial cost
- Low self-discharge
- No corrosion on terminals
- Spillproof

#### Disadvantages

- Short life cycle with a deep discharge
- Less run time than gel
- Not made for use with automatic floor scrubbers

### FLOODED

#### Advantages

- Low initial cost
- Replacements easily available
- Reasonable life with max discharge

#### Disadvantages

- Spillable
- Hazardous
- Maintenance intensive
- Must be charged in a ventilated area
- Fewer shipping options
- High self-discharge rate
- Cannot be installed near sensitive electronic equipment
- Requires staff training for hazardous material

## LIFE CYCLE VS. DEPTH OF DISCHARGE (DOD)

### Depth of Discharge

80%

### GEL

700+ Cycles

### AGM

250 Cycles

### FLOODED

300 Cycles  
(When properly maintained)

The chart above shows the typical life cycle of both gel and AGM batteries at 80% depth of discharge. Although gel batteries have a higher initial cost, the life span is 2.25 times greater than an AGM battery.

# FLOOR MACHINES



NA 17/20

## NA 17 and 20 Key Features

All steel construction and dual planetary steel gears make these units tough enough for the heaviest of jobs. *(shown with optional shampoo tank)*



NA 20 DS

## NA 20 DS Key Features

A real workhouse made with all steel construction, a 1.5 hp DC rectified motor and dual planetary gears. Running options of 175 rpm or 300 rpm provide greater versatility in use.



NA 1520/1520 DC

## NA 1520/1520 DC/ NA 2020 Key Features

All steel construction and 1.5 hp DC rectified motor ensure these units can handle the toughest of jobs while multi-grooved drive belts provide efficient power transfer. Our dust control (DC) model has a unique filter system that is easily cleaned and changed.

NA 17/20	NA 20 DS	NA 1520/1520 DC / NA 2020
1.5 hp, AC	1.5 hp, DC Rectified	1.5 hp, DC Rectified
91 lb / 96 lb	108 lb	112 lb
50 ft.	50 ft.	50 ft.
115 V, 60 hz	115 V, 60 hz	115 V, 60 hz
17" / 20"	20"	20" (19" for 1520 DC)
175 rpm	175 / 300 rpm	1500 / 1500 / 2000 rpm
4 gal. (optional)	4 gal. (optional)	NA

## MULTI-SURFACE/CARPET CARE

### INNOVATIVE TECHNOLOGY

- √ Clean virtually any floor surface
- √ Designed, engineered and made in Italy
- √ Performance you can trust from reliable, intuitive floorcare solutions
- √ Simple to maintain and service for years of professional, trouble-free cleaning





Hospitality



Retail



Food Service



Restroom



# DP 420

## Duplex Multi-Surface Floor Cleaner

From wall to wall and into the tightest corners, the Duplex can be used in restoration or as an integral part of your daily maintenance program. Clean virtually any floor surface as carpet, grouted ceramic, textured surfaces, rubberized floors and even escalators are no obstacle for the Duplex.

### Key Features

- Simply fill the solution tanks and squeeze the trigger to feed cleaning solution onto twin counter-rotating brushes
- Conveyors recover the dirty water, depositing it in the central recovery tank or you can choose to double scrub the area and pick up the water later
- Offset brushes and drive unit work right to the edge of the machine and into difficult areas
- Remarkable performance resulting from unique 800,000 bristle brushes counter-rotating at 780 rpm, actively lifting dirt, water and grime from the floor surface, replacing mops, buckets, scrubbers and wet vacuums
- Counter-rotating brushes lift the pile as required by carpet manufacturers
- Excellent for hotels and high-occupancy buildings as the carpet dries in less than 30 minutes



DP 420

### Brush options include:

- Grey is the standard all-purpose brush
- Two grades of black brushes for regular or aggressive scrubbing
- Yellow for sensitive carpet areas

Model	DP 420
Cleaning Path	14"
Solution Tank	1.6 gal.
Recovery Capacity	1 gal.
Brush Speed	780 rpm
Brush Pressure	57 lb
Brush Motor	1,000 W / 1.3 hp
Power Cord	35 ft.
Weight	57 lb
Working Capacity	2,000 sq. ft./hr.



Clean right to the edge of walls





*Profiled Rubber and Ceramic*



*Carpet*

*Brushes*



*Duplex transportation trolley*



*Escalator*



# NACECARE TURBO MOP™

## NACECARE *turbo mop*™

### The first compact "Clean Anywhere" scrubber

Using a mop & bucket is the most labor intensive and ineffective way to clean floors but tight spaces have made it a necessary evil.

Now, the Turbo Mop brings the power and performance of a battery scrubber to a compact and versatile machine that truly cleans any floor surface in virtually any area. From wall to wall, under chairs and stalls and into the tightest corners: entrance mats, grouted ceramic, highly polished surfaces and even rubberized floors are no obstacles for the Turbo Mop.

Powerful, lightweight, maneuverable and easily transportable, the NaceCare Turbo Mop™ is the ideal compact scrubber for picking up dirt and debris in Kitchens, Foodcourts, Washrooms and anywhere you would traditionally use a mop and bucket.



Turbo Mop



**BATTERY** Technology



**MULTI** Surface



**MANEUVERABLE**



**CLEAN** Floor



**TIME** Saver

#### Model

#### Turbo Mop

Cleaning Path

12.5"

Capacity

1 gal. Solution / 1.5 gal. Recovery

Run Time

1hr.

Brush Speed

500 rpm

Brush Motor

36 V, 200 W

Vacuum Motor

36 V, 100 W

Charge time

3.5 hrs.

Weight

33 lb

Working Capacity

1,500 sq. ft./hr.



The innovative Turbo Mop provides performance cleaning in small spaces and low-profile areas.

The 2 cylindrical counter-rotating brushes scrub the surface right up to the edge of the machine, picking up dirt and debris from the tightest places.

## Key Features

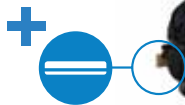
- Cordless - battery operated for safe, everywhere cleaning
- 1 gallon solution and 1.5 gallon recovery tank
- Versatile & low profile - easy to maneuver, wall to wall cleaning
- Lightweight - gets into the tightest corners & spaces
- Effective vacuum - picks up debris easily, perfect for kitchens & food courts
- Multi-floor cleaning - grouted ceramic, mats, high polished surfaces, rubberized floors and even carpets
- Bidirectional - back & forth motion, easily gets under bathroom stalls & school desks
- Cleans up to 1500 sq. ft/h in 1 hour run time



Scrub  
Twice the performance  
of traditional machines



Dry  
Excellent drying  
performance on all surfaces



The brushes are designed for optimal performance on different floor types

# OVERVIEW

## Carpet Maintenance Overview

The starting point of any successful maintenance program is selecting quality products and systems that meet the performance and appearance requirements of your facility. A properly maintained carpet enhances a facility's appearance, improves indoor air quality and contributes to occupant satisfaction.

Proper maintenance also protects the capital investment by extending the carpet's life. The carpet mills and the Carpet & Rug Institute recommend three levels of cleaning activity with frequencies based on carpet type and traffic conditions. NaceCare is dedicated to providing the most cost-effective solutions for maintaining your carpet and the image of your facility.



### Daily Maintenance Vacuum and Spot Removal

Daily vacuuming is the single most effective and economical way to extend carpet life. It removes 90% of all dry and abrasive soil. Daily visual inspection also ensures spots are removed before they become stains.

### Restorative Maintenance Hot Water Extraction (HWE)

Deep cleaning removes embedded dry soil, oily substances and any residue build-up that can damage fibers and reduce carpet life. Carpet appearance is restored by injecting water into the fibers, agitating them to loosen soil and extracting the soiled solution into a recovery tank. Pre-spray and extraction solution used should contain sustainable formulas with a pH factor under 9.

### Interim Maintenance Encapsulation and Traffic Spotting

An effective program always includes pre-established cleaning frequencies with the goal of maintaining the highest possible level of appearance at the lowest overall cost between wet-extraction cleanings.

Low-moisture encapsulation is carpet mill recommended as it combines pile-lifting and interim cleaning into a single step thus saving time and labor. A brush assisted walk behind or twin cylindrical brush machine performs both applications with carpets drying in 30-60 minutes.

# DAILY MAINTENANCE

## Spotting Extractors

The GVE 370 (George), with its powerful 1.3 hp vacuum motor and two-year warranty, is ideal for spotting, upholstery cleaning and vehicle detailing. With 100" of water lift, 95 cfm of airflow and a 30 psi pump, George provides excellent water recovery and won't over-wet fabrics. The 1.6 gallon recovery tank comes with a handy carrying handle for dumping.

The AV 4X is lightweight and easy to transport with an ergonomic adjustable handle height and a twist grip solution control that provides 60 psi of solution.

The 1.3 hp vacuum motor, with 100" of water lift and 106 cfm of airflow, provides excellent water recovery and the squeegee attachment on the vacuum shoe allows for hard floor cleaning.

The TP 4X has 120" of water lift, making it excellent for carpet spotting and upholstery cleaning. It has a 60 psi pump and comes with an 8' solution/vacuum hose and hand tool. An optional extraction wand and cart are also available.



GVE 370 "George"



AV 4X



TP 4X

Model	GVE 370	AV 4X	TP 4X
Vacuum Motor	1,200 W, 1.6 hp 2 stage	1,000 W, 1.3 hp 2 stage	1,500 W, 2 hp 2 stage
Airflow	95 cfm	106 cfm	106 cfm
Water Lift	100"	100"	120"
Pump: Pressure	30 psi	60 psi	60 psi
Pump: Power	30 W	70 W	70 W
Capacity: Solution	1.6 gal.	4.0 gal.	4.0 gal.
Capacity: Recovery	1.6 gal.	4.0 gal.	4.0 gal.
Cleaning Width	4"	11"	4"
Weight	19 lb	29 lb	27 lb
Power Cord	42'	33'	33'

# INTERIM RESTORATIVE

## Walk Behind Extractors AV 18AX

With large 18 gallon tanks and a 3/4 hp drive motor, the Avenger AV 18AX can tackle the biggest commercial jobs. Other key features include rotationally molded polyethylene tanks and an easy-access removable spray bar with twist-off jets. The powerful 1.8 hp, three-stage vacuum motor provides 135" water lift and 95 cfm of airflow while the 130 psi pump allows for a variable flow rate up to 1.2 gpm.

With the optional patented onboard "Smart Kit", the pump can be used as an automatic pre-spray system with the chemical injected downstream (of the pump) so only water flows through it, preventing any buildup. With the Smart Kit, no mixing of chemicals is required and the dilution is always correct. It also allows the unit to be used in "low-flow mode" for interim cleaning and faster drying times. The efficient forward motion allows upwards of 4,000 sq. ft. per hour to be cleaned—three times the rate of pullback self-contained units. The spring loaded vacuum shoe ensures consistent pressure and excellent soil recovery at all times.



AV 18AX



### MODEL

### AV 18AX

Vacuum Motor	1400 W, 1.8 hp, 3 stage
Airflow	95 cfm
Water Lift	135"
Brush Motor	100 W / .13 Hp
Brush Speed	600 rpm
Drive Motor	0.75 hp
Cleaning Width	20"
Pump Type	diaphragm w/bypass
Weight	143 lb
Power Cord	50'

Capacity: Solution	18 gal.
Capacity: Recovery	18 gal.
Pump: Power	100 W
Pump: Pressure	130 psi
Pump: Flow	0–1.2 gpm
Working Capacity	4,000 sq. ft. / hr.

*Shown with optional Smart Kit*



AV 18SX

## Walk Behind Extractors AV 18SX

The large 18 gallon tanks and the efficiency of a forward-moving machine enable it to tackle even the biggest commercial jobs. The upper and lower tanks detach for easier transport and the easy-access removable spray bar has twist-off jets. The powerful 1.8 hp, three-stage vacuum motor provides 135" of water lift and 95 cfm of airflow while the 130 psi pump provides 1.2 gpm of flow. The spring-loaded vacuum shoe is adjustable, ensuring consistent pressure and pickup on different carpet thicknesses and uneven floors. For hard floors, the carpet shoe is easily substituted with an optional squeegee.

With the optional patented onboard "Smart Kit", the pump can be used as an automatic pre-spray system with the chemical injected downstream (of the pump) so only water flows through it, preventing any buildup. With the Smart Kit, no mixing of chemicals is required and the dilution is always correct. It also allows the unit to be used in "low-flow mode" for interim cleaning and faster drying times.

Cleaning rates upwards of 4,000 sq. ft. per hour- nearly three times that of standard pull-back extractors and with less operator fatigue, make the AV 18SX an outstanding choice.

### OPTIONAL HARD FLOOR SQUEEGEE FOR MODEL AV 18SX

To enable cleaning of your hard floor surfaces, simply remove the carpet shoe, fit the squeegee attachment and lower the brush housing to the lowest position.



#### MODEL

#### AV 18SX

Vacuum Motor	1400 W, 1.8 hp, 3 stage
Airflow	95 cfm
Water Lift	135"
Brush Motor	100 W / .13Hp
Brush Speed	600 rpm
Cleaning Width	20"
Weight	140 lb
Pump Type	diaphragm w/bypass

Pump: Power	100 W
Pump: Pressure	130 psi
Pump: Flow	0-1.2 gpm
Capacity: Solution	18 gal.
Capacity: Recovery	18 gal.
Power Cord	50'
Working Capacity	4,000 sq. ft. / hr.

# INTERIM RESTORATIVE

## Quiet Walk Behind Extractors AV 12QX

Running under 60 dB(A), the AV 12QX is an excellent choice for any 24 hour facility, especially in the hospitality and health-care verticals. The AV 12QX is constructed of polyethylene and features a 130 psi pump providing a flow rate up to 1.2 gpm. The powerful 1.8 hp, three stage vacuum motor provides 135" water lift and 95 cfm of airflow. Consistent pressure and pickup on different carpet thicknesses and uneven floors is ensured with the spring-loaded and adjustable vacuum shoe. For hard floors, the carpet shoe is easily substituted with an optional squeegee.

With the optional patented onboard "Smart Kit", the pump can be used as an automatic pre-spray system with the chemical injected downstream (of the pump) so only water flows through it, preventing any buildup. With the "Smart Kit", no mixing of chemicals is required and the dilution is always correct. It also allows the unit to be used in "low-flow mode" for interim cleaning and faster drying times.

A cleaning rate upwards of 4,000 sq. ft. per hour, nearly three times that of standard pull-back extractors and with less operator fatigue, makes the AV 12 QX an outstanding choice. Optional features include the "Smart Kit" and hard floor squeegee.



AV 12QX

### OPTIONAL HARD FLOOR SQUEEGEE FOR MODEL AV 12QX

To enable cleaning of your hard floor surfaces, simply remove the carpet shoe, fit the squeegee attachment and lower the brush housing to the lowest position.



#### MODEL

#### AV 12QX

Vacuum Motor	1,400 W, 1.8 hp, 3 stage
Airflow	95 cfm
Water Lift	135"
Brush Motor	100 W / .13 hp
Brush Speed	600 rpm
Cleaning Width	20"
Pump Type	diaphragm w/bypass
Weight	121 lb
Power Cord	50'
Sound Level	60 dB(A)

Pump: Power	100 W
Pump: Pressure	130 psi
Pump: Flow	0-1.2 gpm
Capacity: Solution	12 gal.
Capacity: Recovery	12 gal.
Working Capacity	4,000 sq. ft. / hr.





AVB 9X

### Pull-Back Extractor AVB 9X

With a sound level of only 60 dB(A), the AVB 9X can be used in even the most sensitive areas. It is constructed of rotationally molded polyethylene and features a 130 psi pump providing a flow rate of 1.2 gpm. The powerful 1.8 hp, three-stage vacuum motor provides 135" water lift and 95 cfm of airflow.

The AVB 9X is well balanced and easy to use and the 16 inch brush ensures it can handle the toughest of jobs. The high water lift motor provides excellent water recovery and in most cases carpets dry in less than one hour. The float shut-off ensures water never reaches the vacuum motor and the five jet spray bar provides a consistent spray pattern without streaking.

Brush pressure is fully adjustable for different types of carpet and the powerful brush motor ensures excellent agitation. The water flow rate is variable which allows for low-moisture or full restoration cleaning. The AVB 9X is truly the market leader in pull-back extractors.

**MODEL**

**AVB 9X**

<b>Vacuum Motor</b>	1,400 W, 1.8 hp, 3 stage
<b>Airflow</b>	95 cfm
<b>Water Lift</b>	135"
<b>Brush Motor</b>	90 W, .12 hp
<b>Brush Speed:</b>	600 rpm
<b>Cleaning Width</b>	16"
<b>Pump Type</b>	diaphragm w/bypass
<b>Weight</b>	95 lb
<b>Power Cord</b>	50'
<b>Sound Level</b>	60 dB(A)

<b>Pump: Power</b>	100 W
<b>Pump: Pressure</b>	130 psi
<b>Pump: Flow</b>	0-1.2 gpm
<b>Capacity: Solution</b>	9 gal.
<b>Capacity: Recovery</b>	9 gal.
<b>Working Capacity</b>	2,000 sq. ft. / hr.

# RESTORATIVE

## Tempest® Box Extractors

Our Tempest box extractors are lightweight and easy to transport. Constructed of rugged polyethylene, the upper and lower tanks detach into two separate units for easier transport.



TP 8X

At only 49 lb, the TP 8X is light and easy to transport without sacrificing the power of a full-size extractor. With a 130 psi pump and 20' vacuum and solution hoses, the TP 8X is ready to tackle the largest of jobs.



TP 18SX

*Shown with optional Smart Kit*

The TP 18SX is a premium extractor featuring a 130 psi pump with 1.2 gpm of water flow. The 18 gallon polyethylene tanks are designed to clean large areas and it comes complete with a 20' solution/vacuum hose and three-jet wand.

MODEL	TP 8X	TP 18SX
Vacuum Motor	1,500 W, 2 hp, 2 stage	1,400 W, 1.8 hp, 3 stage
Airflow	106 cfm	95 cfm
Water Lift	120"	135"
Pump: Type	diaphragm w/bypass	diaphragm w/bypass
Pump: Pressure	130 psi	130 psi
Pump: Flow	1.2 gpm	1.2 gpm
Pump: Power	100 W	100 W
Capacity: Solution	8 gal.	18 gal.
Capacity: Recovery	8 gal.	18 gal.
Weight	49 lb	92 lb
Power Cord	33'	33'
Working Capacity	800 sq. ft. / hr.	800 sq. ft. / hr.

# CHEMICAL

Pre-spraying with  
our Smart Kit



AVI2QX w/Smart Kit



Just For Carpets



Just For Spots



Just For Grease

## Just For Grease

Just For Grease is a safe, easy-to-use, product for removing grease and oil-based stains from carpet. It is effective on paint, oil and grease without the dangers associated with harsh solvents and volatile organic compounds (VOCs). It is conveniently packaged in a 32 oz., ready-to-use bottle. Simply apply to spot and blot with a white terry cloth towel or remove with a spotting machine or extractor.

## Pre-Spray Smart Kit

The Smart Kit is a recommended option for the TP 8, TP 18SX, AV 12QX, AV 18SX/AX models. Heavily soiled areas, such as traffic lanes and pivot areas in front of elevators and entrances, require additional chemical dwell time to emulsify and loosen compacted soil. The Smart Kit uses the extractor pump to dispense an onboard chemical through a 33' pre-spray hose and heavy-duty spray wand. The Smart Kit applies the traffic lane cleaner consistently and uses 50% less labor than conventional hand pump-up or electric sprayers.

## Chemicals Just For Carpet

Just For Carpets, is a multi-use carpet chemical formulated to meet cleaning requirements of the new generation of synthetic carpet construction and delicate wool fibers. This neutral pH chemistry is especially designed for extraction, encapsulation, bonneting and traffic lane cleaning and it is safe to use on wool carpets. It has outstanding soil-removal qualities and won't leave a sticky residue that can cause rapid re-soiling. Just For Carpets meets sustainability requirements by using low VOCs, no dyes, no perfume, and safe surfactants.

- Twin Cylindrical Brush Encapsulation: Dilute 8 oz. per gallon
- Traffic Lane Cleaner: Dilute 8 oz. per gallon
- Extraction: Dilute 2 oz. per gallon

## Just For Spots

Just for Spots is a water-based general spotter formulated to remove 90% of most spots in carpets. This ready-to-use, 32 oz. bottle is safe to use for general spot cleaning without harming carpet fibers or causing re-soiling. Simply apply to spot and blot with a white terry cloth towel or remove with a spotting machine or extractor.



Just for Carpets and Just for Spots formulations are certified by the Carpet and Rug Institute (CRI) and meet sustainability requirements for the EPA Designed for the Environment (DfE) stewardship program.

Recognized for Safer Chemistry [www.epa.gov/dfe](http://www.epa.gov/dfe)



1205 Britannia Road East,  
Mississauga, Ontario, L4W 1C7

 [nacecare.com](http://nacecare.com) |  1-800-387-3210 |  1-800-709-2896 |  [info@nacecare.com](mailto:info@nacecare.com)

